
















# Self-Closing 2 - Gang Device Covers

- Solid aluminum base plate with rugged die-cast lids.
- Comes with stainless steel mounting screws and a heavy-duty universal gas-ket.
- Superior powder coat finish assures maximum weatherability.
- The broadest selection of opening combinations in the industry.
- UL Listed and CSA Certified for use in the United States and Canada.
- Custom covers available up to 10-gang in gray, white or bronze with other opening combinations. (For a special 2-gang cover, use No. 30450; for 3-gang, use No. 30460.)
- All of the covers on this page are made in the U.S.A.



Catalog No.	Opening/Description	Carton Quantity	Weight per 100 units
 <b>30458</b> <b>30458W</b> <b>30458Z</b>	2 gang duplex: for all duplex receptacles and combination devices (Also available in white and bronze)	10	70 lbs.
 <b>30461</b> <b>30461W</b> <b>30461Z</b>	2 gang single receptacle: for all 1.405" singles and toggle switches (Also available in white and bronze)	10	70 lbs.
 <b>30452</b> <b>30452W</b> <b>30452Z</b>	2 gang GFI: for all block-style GFI and duplex receptacles (Also available in white and bronze)	10	70 lbs.
 <b>30426</b>	2 gang blank/toggle: one side blank, 1 for toggle	10	50 lbs.
 <b>30427</b>	2 gang blank/duplex: one side blank, 1 for duplex receptacle	10	50 lbs.
 <b>30428</b>	2 gang single receptacle/blank: 1 for 1.405" single receptice, 1 side blank	10	50 lbs.
 <b>30429</b>	2 gang blank/GFI: 1 side blank, 1 for GFI receptacle	10	50 lbs.
 <b>30468</b>	2 gang duplex/single: for duplex, and single receptacle or switch	10	70 lbs.
 <b>30472</b>	2 gang duplex/GFI: for duplex, and block-style GFI or duplex	10	70 lbs.
 <b>30470</b>	2 gang single/GFI: for single receptacle, and block-style GFI or duplex	10	70 lbs.
 <b>30457</b>	2 gang switch/GFI: for toggle switch, and block-style GFI or duplex	10	70 lbs.
 <b>30456</b>	2 gang toggle/duplex: for switch, and duplex. Mounting hardware included	10	80 lbs.
 <b>30455</b>	2 gang toggle/duplex: for single pole switch and duplex Switch (rating 5A-250V, 10A-125V) and receptacle (15A-125V) included	10	80 lbs.
 <b>30495</b>	2 gang toggle/single: for switch, and pilot light. Mounting hardware included and red jewel installed	10	80 lbs.